



The world's **best-selling** electric floor heating brand™

Warmup StickyMat

SPECIFICATION SHEET WSC-0802

PRODUCT CODES

NADWM-sqft-voltage

PRODUCT DESCRIPTION

The Warmup StickyMat system is a series of small 3ft wide mats aimed for bathroom installations under tile & stone. It is specifically suitable for time-restricted environments such as residential multi-housing and commercial units.

StickyMats are a dual-adhesive with double sided tape as well as a pressure-sensitive adhesive on the entire mesh, allowing for a fast set-up. They can be combined and patch-worked into the room to customize the coverage. Each mat is built with a dual-conductor cable with a single power cord to connect to the thermostat.

StickyMats are available in 3x3, 3x5, 3x6, 3x8 and 3x10ft.

ADVANTAGES


- The thinnest dual-fluoropolymer coated heating wire (less than 1/8" diameter).
- StickyMat with pressure sensitive adhesive, for the fastest and most secure installation.
- Can be repositioned easily without losing adhesion.
- The pressure sensitive adhesive ensures that no wire or mesh is raised when tiling or covering with self-leveling compound.

LIMITATIONS

- Do not cut the cable or apply the cable with staples. Apply caution to avoid nailing through the cable and avoid installation under permanent fixtures.
- The StickyMat is designed for primary heating provided the subfloor is properly insulated. Refer to Warmup's WIB-Warmup Insulation Boards to provide additional insulation over uninsulated slabs on grade.

SPECIFICATIONS

Operating voltage	120V
Width	3ft
Cable thickness	1/8" (3mm)
Inner / Outer Insulation	Advanced fluoropolymer (ETFE)
Output rating	14W/sq ft
Coil tail length	10ft (3m)
Approvals	cULus



The world's **best-selling** electric floor heating brand™

WARMUP INC.
USA: us@warmup.com
Tel.: 1-888-927-6333
www.warmup.com

CANADA: ca@warmup.com
Tel.: 1-888-592-7687
www.warmup.ca

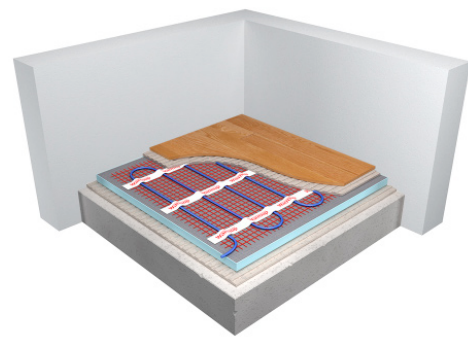
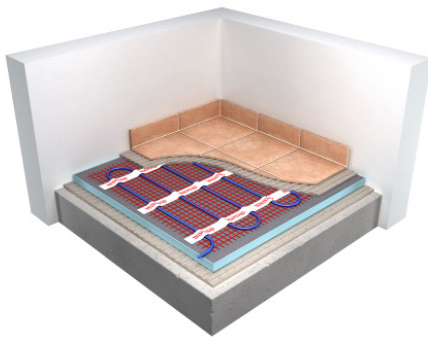
TECHNICAL DATA

Applications

Suitable Floor Coverings	Tile, Stone, Porcelain
	Vinyl and LVT's
	Glued-down carpet
	Glued-down wood
Suitable Sub-Floor	Plywood & OSB
	Polymer-modified leveler
	Concrete slab
	Cement boards
	Insulation Boards with cementitious coating
Min. coverage	3/8" thinset or self-leveling compound
Max. coverage	3/4" thinset or self-leveling compound

Installation under	Tile, Stone, Porcelain
	Clean the subfloor from debris and sharp protrusions
	Consider deflection and structural aspects prior to installation
	Verify resistance of cable per instructions prior to install
	Connect multimeter or "alligator" tester provided
	Lay out the mat using the pre-applied double-sided tape
	Install floor sensor (supplied with controller)
	Consider scratch coat or thin leveler prior to installing floor covering
	Install floor covering per manufacturer's instructions

Installation under	Glued-down floors (LVT, Wood, Carpet)
	Clean the subfloor from debris and sharp protrusions
	Ensure subfloor is level, if needed level, the floor first
	Verify resistance of cable per instructions prior to install
	Connect multimeter or "Alligator" tester provided
	Apply mat to subfloor using pre-applied double-sided tape
	Install floor sensor (supplied with controller)
	Cover the mat with self-leveling material, min.3/8" max. 3/4"
	Install floor covering per manufacturer's instructions



PRODUCT SIZE LISTING

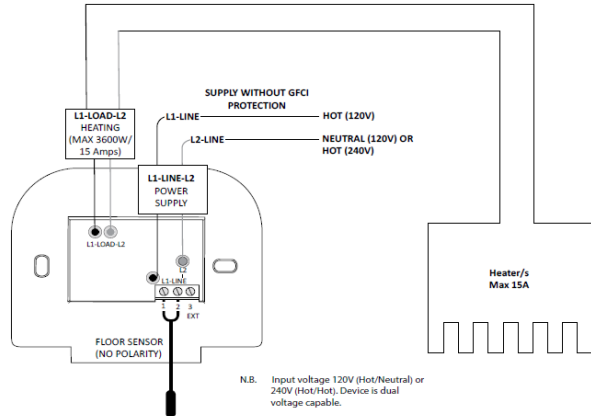
Model	Mat length (ft)	Width	Area (Sqft)	Wattage	Amps	Resistance
NADWM-09-120	3.0	3.0	9	126	1.05	114.3
NADWM-15-120	5.0	3.0	15	210	1.75	68.5
NADWM-18-120	6.0	3.0	18	252	2.10	57.1
NADWM-24-120	8.0	3.0	24	336	2.80	42.9
NADWM-30-120	10.0	3.0	30	420	3.50	34.3

WIRING DIAGRAM 120V



Isolate the thermostat from the mains supply throughout the installation process

Heating Load connected to 4iE - Max. 15 Amps



WARRANTY & MAINTENANCE

When installed according to the installation manual and proper testing has been performed throughout, the system requires no maintenance for the duration of its warranted life.

The StickyMat is warranted for 30 years against manufacturer's defects and is protected by Warmup's SAFETYnet guarantee.

See www.warmup.com for full warranty details.

TECHNICAL SUPPORT

Warmup is available 24/7/365 at (888) 927-6333.

For quotes, layouts and specific technical information, contact us at:

Warmup USA
(888) 927-6333
us@warmup.com

Warmup CANADA
(888) 592-7687
ca@warmup.com

RELATED PRODUCTS

- Warmup Insulation Boards - see WSC-0725
- 4iE® Smart WiFi thermostat - see WSC-0926
- Tempo® programmable thermostat - see WSC-1102