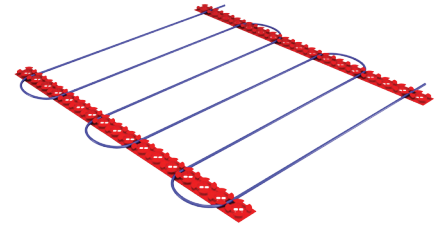


PRODUCT CODES

NADWS-XXX-XXX // NADWS-voltage-wattage

PRODUCT DESCRIPTION

The NADWS Loose Cable System is a floor heating system suitable for various flooring types. It is designed to be installed over existing slabs and subfloors to provide either comfort or sole-source heating in a space. The cable is installed with provided plastic spacer strips at the desired spacing to cover the open floor space in a room.



ADVANTAGES


- The NADWS cable has been specifically designed to provide Primary Heating under a variety of floors. At 132F peak cable temperature, the NADWS system heats up fast and has been tested and proven to provide 70F ambient temperature at 4ft in height in 1 hour.
- Using the 3iE Energy Monitoring Thermostat, the product can be programmed to suit the user's needs. The 3iE thermostat monitors the systems power usage and will optimize comfort and consumption costs. The 3iE system combines the efficiency of built in floor and room sensors.
- The NADWS cable is insulated with ETFE advanced fluoropolymers both on the conductors and the outer jacket for maximum protection. The system is fully grounded with a 10ft lead cable for connection to power.

LIMITATIONS

- Do not cut the cable or apply the cable with staples. Apply caution to avoid nailing through the cable and avoid installation under permanent fixtures.
- The NADWS cable is designed for primary heating provided the subfloor is properly insulated. Refer to Warmup's WIB-Warmup Insulation Boards to provide additional insulation over uninsulated slabs on grade.

SPECIFICATIONS

Operating voltage	120V and 240V
Cable thickness	1/8" (3mm)
Inner / Outer Insulation	Advanced fluoropolymer (ETFE)
Output rating	14W/sq ft (at 3" spacing)
Cold Tail length	10ft (3m)
Approvals	cULus



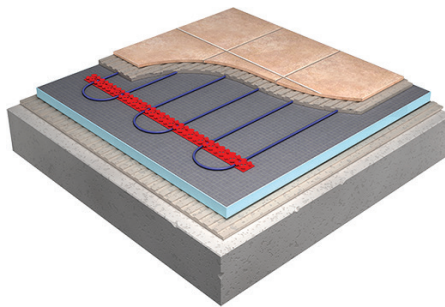
TECHNICAL DATA

Applications


Suitable Floor Coverings	Tile, Stone, Porcelain
	Vinyl and LVT's
	Glued-down carpet
	Glued-down wood
	Nailed Down Hardwood & Bamboo
Suitable Sub-Floor	Plywood & OSB
	Polymer-modified leveler
	Concrete slab
	Cement boards
	Insulation Boards with cementitious coating
Min. coverage	3/8" thin set mortar or self-leveling compound
Max. coverage	3/4" thin set mortar or self-leveling compound

Installation under	Tile, Stone, Porcelain
	Clean the subfloor from debris and sharp protrusions
	Consider deflection and structural aspects prior to installation
	Verify resistance of cable per instructions prior to install
	Connect multimeter or "Alligator" tester provided
	Lay out the cable using the plastic fixing strips
	Install floor sensor (supplied with controller)
	Consider scratch coat or thin leveler prior to installing floor covering
	Install floor covering per manufacturer's instructions

Installation under	Glued-down floors (LVT, Wood, Carpet)
	Clean the subfloor from debris and sharp protrusions
	Ensure subfloor is level, if needed, level the floor first
	Verify resistance of cable per instructions prior to install
	Connect multimeter or "Alligator" tester provided
	Lay out the cable using the plastic fixing strips
	Install floor sensor (supplied with controller)
	Cover the cable with self-leveling material, min.3/8" max. 3/4"
	Install floor covering per manufacturer's instructions



Installation under	Nailed Hardwood
	Clean the subfloor from debris and sharp protrusions
	Consider deflection and structural aspects prior to installation
	Verify resistance of cable per instructions prior to install
	Connect multimeter or "Alligator" tester provided
	Lay out the cable using the plastic fixing strips
	Install floor sensor (supplied with controller)
	Consider scratch coat or thin leveler prior to installing floor covering
	Install floor covering per manufacturer's instructions

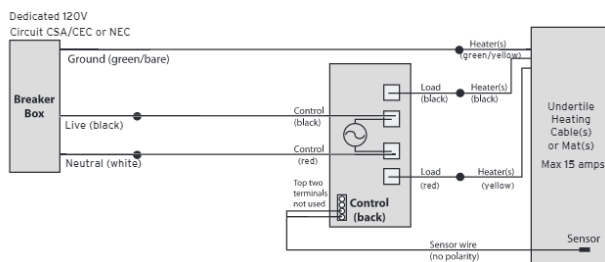


PRODUCT SIZE LISTING

Code	Cable spaced at		Length (ft)	Wattage (W)	Amps (A)	Resistance (Ω)
	3"	4"				
NADWS-120-140	10	13	40	140	1.2	102.9
NADWS-120-210	15	20	60	210	1.8	68.6
NADWS-120-280	20	27	80	280	2.3	51.4
NADWS-120-350	25	33	100	350	2.9	41.1
NADWS-120-420	30	40	120	420	3.5	34.3
NADWS-120-560	40	53	160	560	4.7	25.7
NADWS-120-700	50	67	200	700	5.8	20.6
NADWS-120-840	60	80	240	840	7.0	17.1
NADWS-120-1050	75	100	300	1050	8.8	13.7
NADWS-120-1260	90	120	360	1260	10.5	11.4
NADWS-120-1540	110	147	440	1540	12.8	9.4
NADWS-120-1620	120	160	480	1620	13.5	8.9
NADWS-240-350	25	33	100	350	1.5	164.6
NADWS-240-560	40	53	160	560	2.3	102.9
NADWS-240-700	50	67	200	700	2.9	82.3
NADWS-240-1050	75	100	300	1050	4.4	54.9
NADWS-240-1260	90	120	360	1260	5.3	45.7
NADWS-240-1540	110	147	440	1540	6.4	37.4
NADWS-240-2100	150	200	600	2100	8.8	27.4
NADWS-240-2520	180	240	720	2520	10.5	22.9
NADWS-240-3080	220	293	880	3080	12.8	18.7
NADWS-240-3240	240	320	960	3240	13.5	17.8

WIRING DIAGRAM 120V

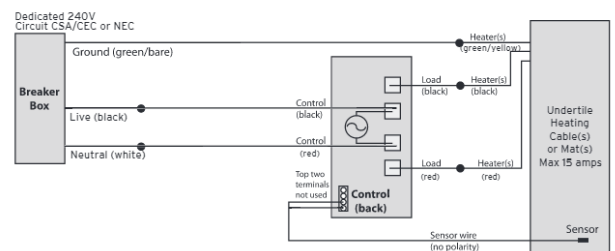
Typical Wiring for a Thermostat GFCI Control to an Existing Breaker:



NOTE: All electrical work must be performed by a qualified electrician in accordance with local building & electrical codes and The Canadian Electrical Code, part 1 in Canada or the National Electrical Code in the USA, especially Article 424, Part V of the NEC ANSINFPFA 70.

WIRING DIAGRAM 240V

Typical Wiring for a Thermostat GFCI Control to an Existing Breaker:



NOTE: All electrical work must be performed by a qualified electrician in accordance with local building & electrical codes and The Canadian Electrical Code, part 1 in Canada or the National Electrical Code in the USA, especially Article 424, Part V of the NEC ANSINFPFA 70.

WARRANTY & MAINTENANCE

When installed according to the installation manual and proper testing has been performed throughout, the system requires no maintenance for the duration of its warranted life.

The NADWS cable is warranted for 30 years against manufacturer's defects and is protected by Warmup's SAFETYnet guarantee. See www.warmup.com for full warranty details.

TECHNICAL SUPPORT

Warmup is available 24/7/365 at (888) 927-6333.

For quotes, layouts and specific technical information, contact us at:

Warmup USA

52 Federal Rd #1F, Danbury, CT 06810

(888) 927-6333

us@warmup.com

Warmup CANADA

374 Wellington St W, Toronto, ON M5V 1E3

(905) 990-2075

ca@warmup.com

RELATED PRODUCTS

- Warmup Insulation Boards - see WSC-0725
- 3iE Energy-Monitoring thermostat - see WSC-0722